

Vision

Transforming the future by making a difference in the lives of children and families.

Mission

Spokane HS/ECEAP/EHS is a child development program that provides early childhood education, social services, and health services for eligible young children and families, including those with special needs.

We offer safe and secure environments that nurture child growth and development, and provide learning opportunities for children to enhance their skills and abilities for school success.

We support families in their role as the first teachers of their children, and encourage their active involvement in the program.



SPOKANE HEAD START/EARLY HEAD START ANNUAL REPORT 2015-16



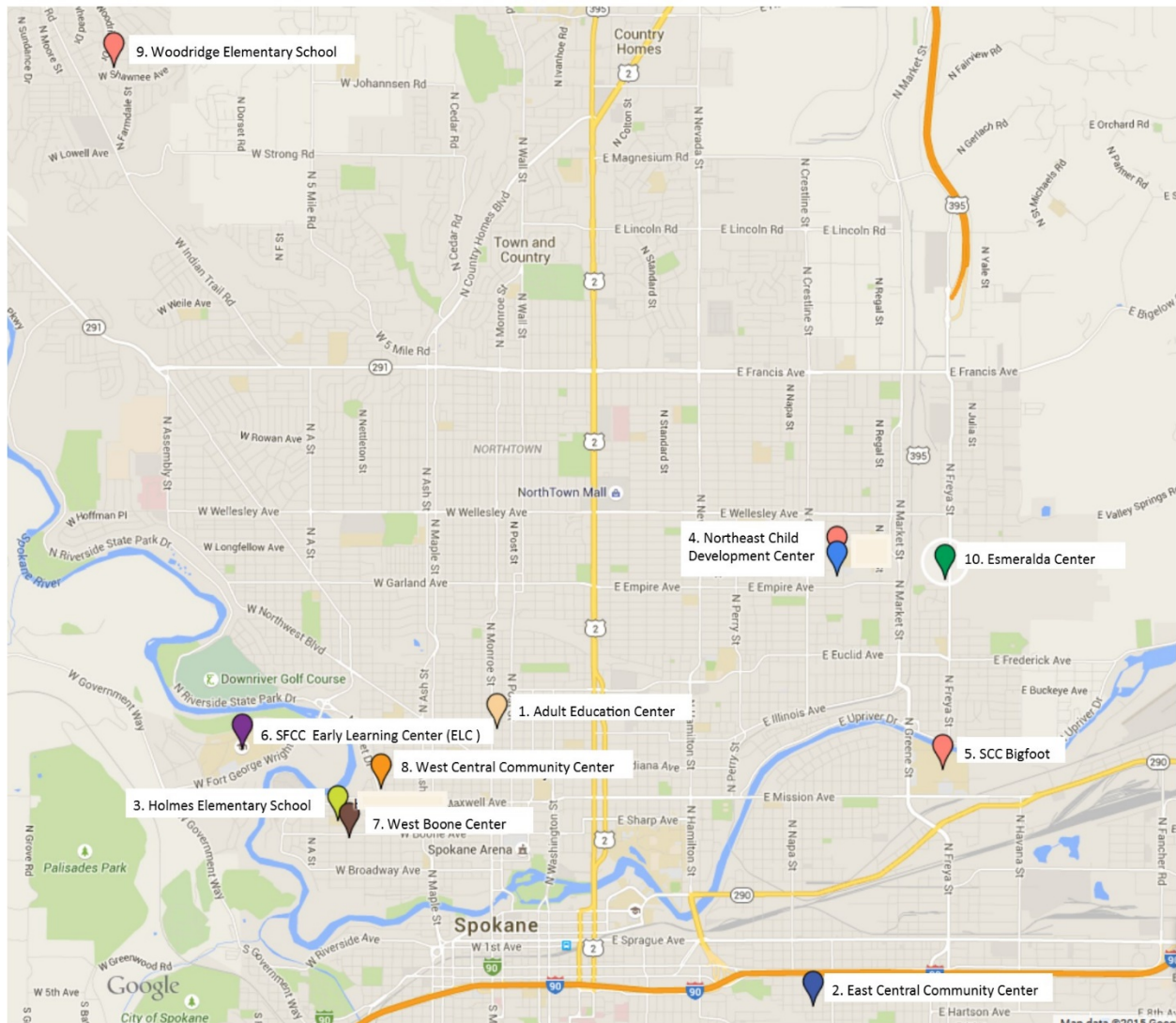
CONTENTS

SITE MAP	2
INTRODUCTION	3
CHILDREN AND FAMILIES	3
Total Number of Children and Families Served	3
Types of Eligibility	4
Percentage of Enrolled Children Receiving Medical and Dental Exams	6
Vaccine Completions and Exemptions.....	6
Immunizations	7
Individual Health Plans.....	8
CLASS (Classroom Assessment Scoring System)	8
KINDERGARTEN READINESS.....	9
Kindergarten Readiness Numbers for Head Start.....	10
FAMILY SERVICES	10
Parent and Family Engagement	10
About Our Families	12
EDUCATION STAFF QUALIFICATIONS.....	13
FISCAL.....	14
Public Head Start/Early Head Start Annual Fiscal Report	14
Public Early Head Start Child Care Expansion Annual Fiscal Report	15
Financial Audit.....	16



SITE MAP

Head Start/Early Head Start Site Locations



1. Adult Education Center

2310 N. Monroe
Spokane, WA 99205-4547
(509) 533-4650

2. East Central Community Center

605 S. Lee
Spokane, WA 99202
(509) 279-6316

3. Holmes Elementary School

2600 W. Sharp
Spokane, WA 99201
(509) 354-2994

4. Northeast Child Development Center

4001 N. Cook
Spokane, WA 99207-5880
(509) 279-6351

5. SCC Bigfoot

1810 N. Greene, Building #20
Spokane, WA 99217
(509) 533-7170

6. SFCC Early Learning Center (ELC)

3410 W. Ft. George Wright Dr
Spokane, WA 99224
(509) 533-3624

7. West Boone Center

2427 W. Boone
Spokane, WA 99201
(509) 279-6901

8. West Central Community Center

1603 N. Belt
Spokane, WA 99205-4000
(509) 279-6340

9. Woodridge Elementary School

5100 W. Shawnee Ave
Spokane WA 99208
(509) 354-4615

10. Esmeralda Center

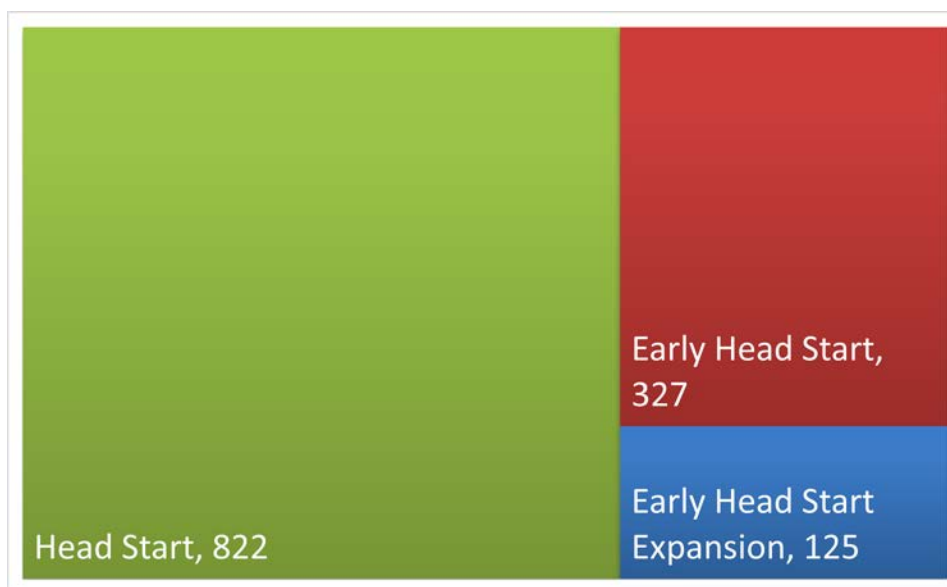
Administrative Offices
3939 N. Freya
Spokane, WA 99217-6805
(509) 533-4803

INTRODUCTION

The Community Colleges of Spokane is the grantee for the Spokane Head Start and Early Head Start program, which serves Spokane County residents. Federal funding is awarded through the Department of Health and Human Services through the Administration of Children and Families to serve the following: Head Start (preschool age) – 669 children; Early Head Start (pregnant women, infants and toddlers) – 210 children; Early Head Start (Expansion grant) – 64 children; totaling 943 children funded. However, not all families remain throughout the year so more children are served than awarded; this year the program served 1274 children or an additional 35%. A Program Information Report (PIR) was completed that showed data collected on the children, their families, and staff from September 2015 through August 2016. These statistics included facts regarding the comprehensive services (education, health, nutrition, disabilities, and social services) provided. The following charts are sample snapshots of this collected information, which is recorded at the Office of Head Start.

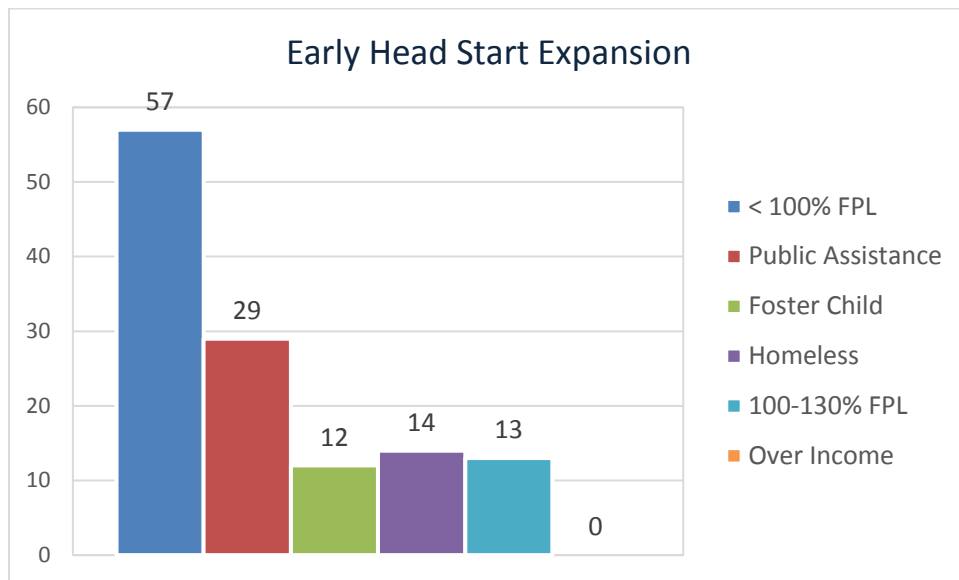
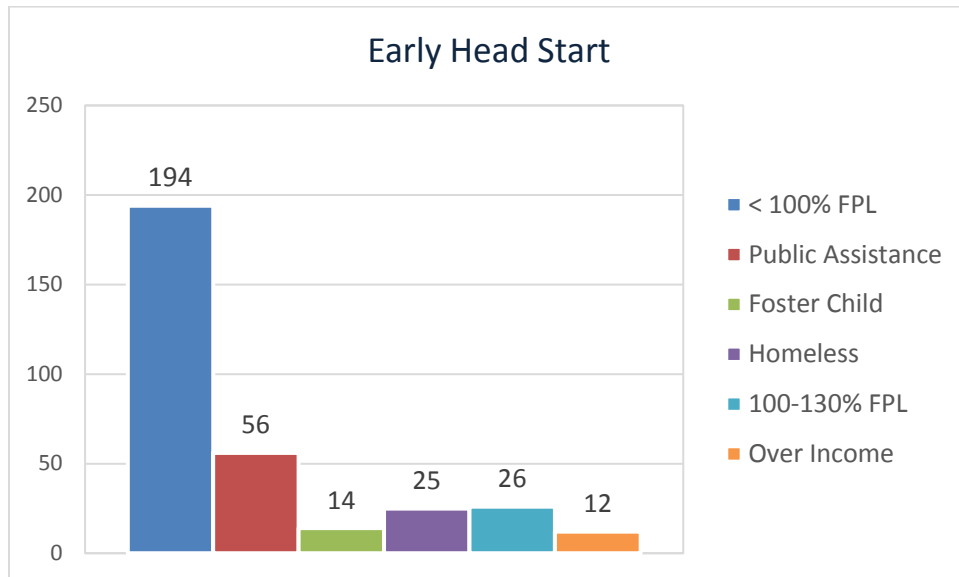
CHILDREN AND FAMILIES

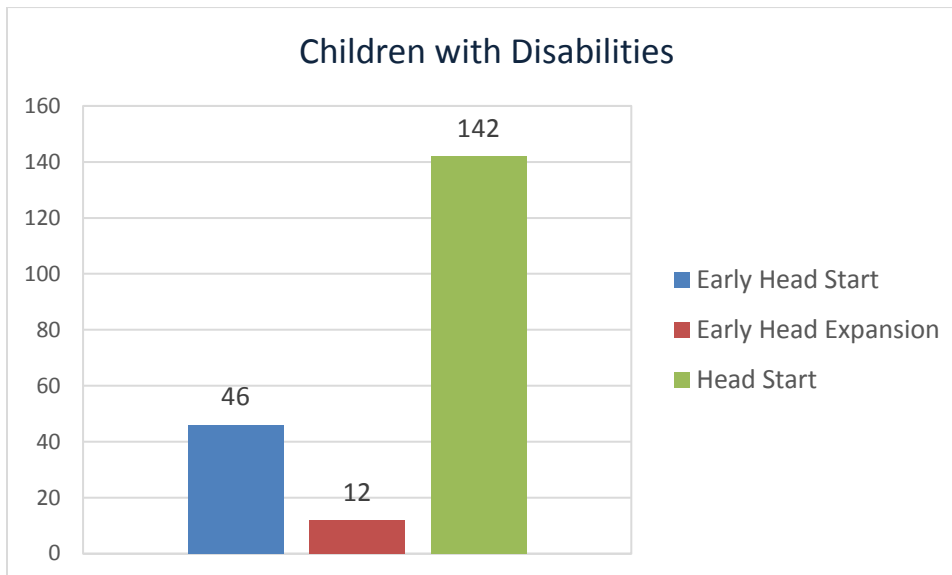
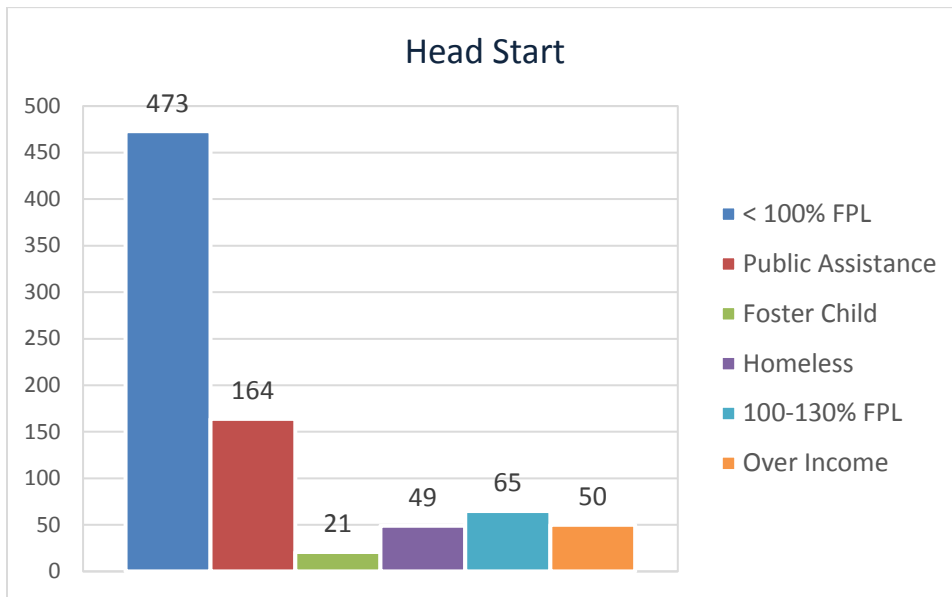
Total Number of Children and Families Served



Total 1274

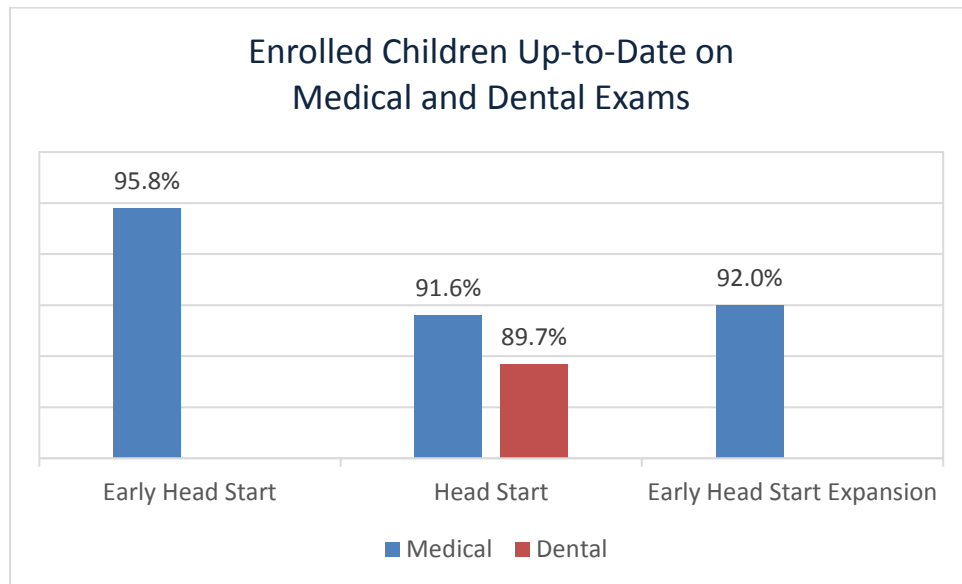
Types of Eligibility





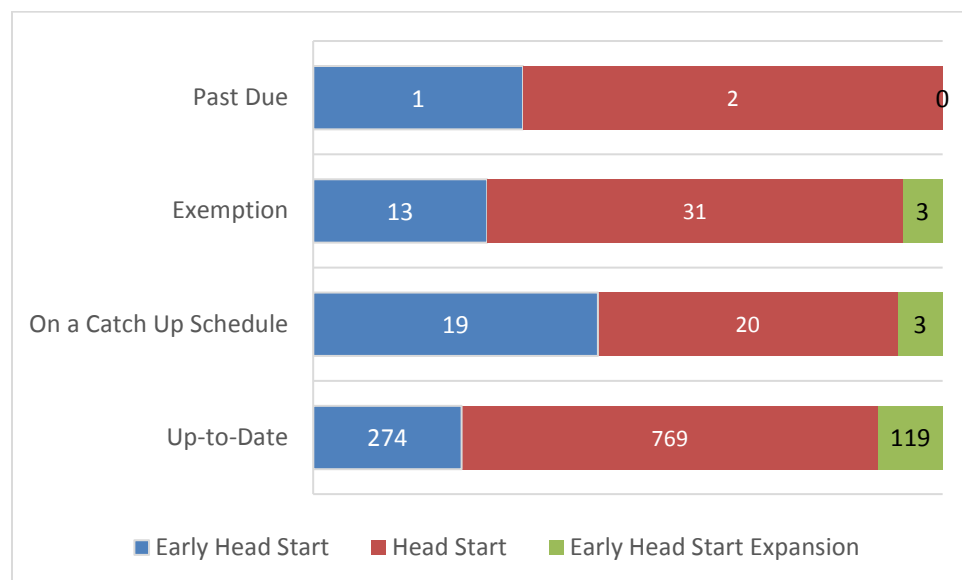
Percentage of Enrolled Children Receiving Medical and Dental Exams

The program works with enrolled families to ensure children have medical and dental homes so well-child and dental exams, immunizations, and treatments can be received as needed.

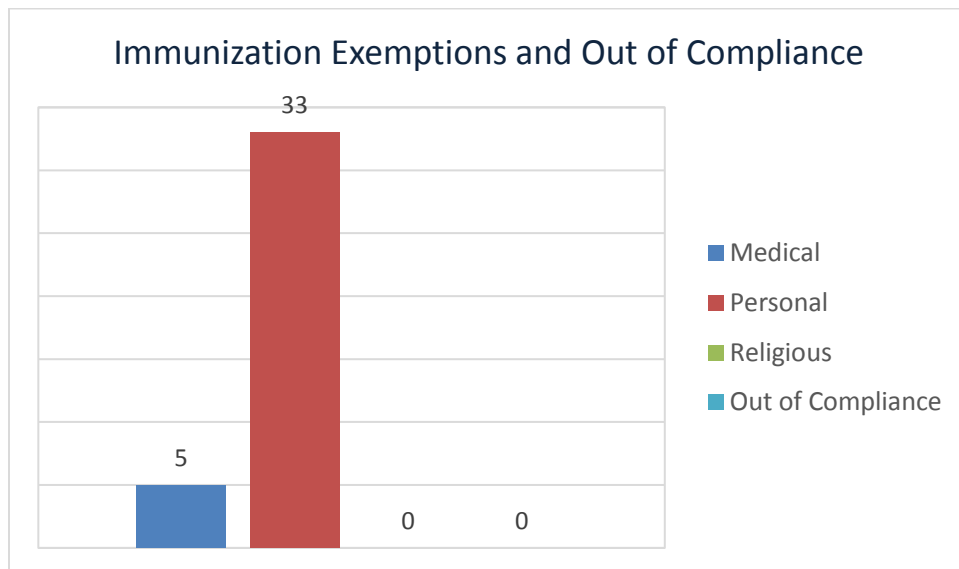
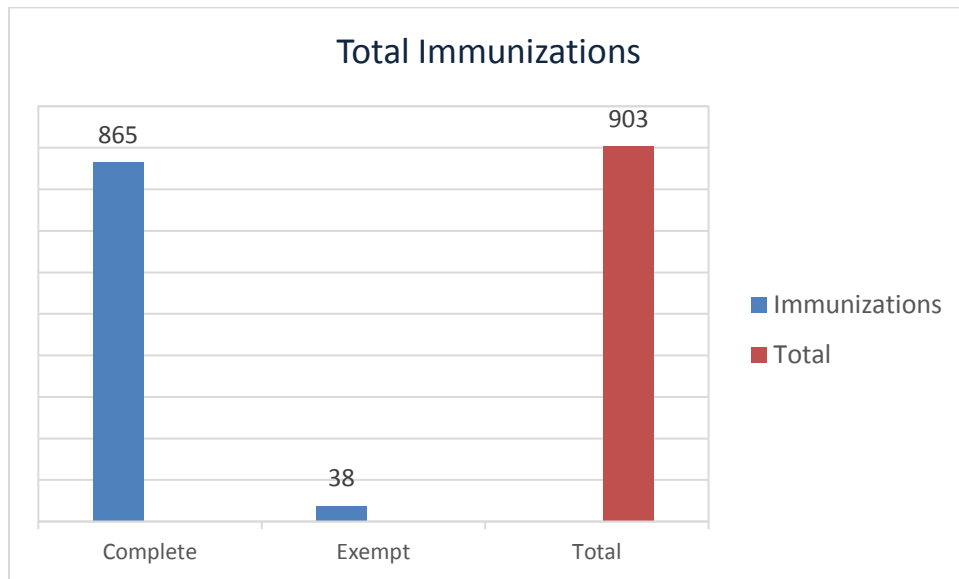


(Dentals not required for Early Head Start.)

Vaccine Completions and Exemptions



Immunizations



Individual Health Plans

Condition Count

Cardiac Conditions/Anomaly	5
Congenital Anomaly	7
Dermatological Conditions	4
Food/Peanut Allergies	24
Gastric Conditions/Feeding Tubes	20
Metabolic Disorders/Diabetes	1
Non-Food Allergies	4
Respiratory/Asthma	75
Skeletal Disorders	2
Other	16
Total	158

Life Threatening	94
Chronic Health	64

Life-threatening conditions are any diagnosis that requires staff to call 911 or otherwise ensure the child is seen in a hospital emergency room as part of their planned response. Life-threatening conditions include some allergies, severe asthma, seizure disorders, diabetes, hydro encephalitis, and cardiac conditions such as a pacemaker.

Chronic conditions are long-term, manageable medical diagnoses and include asthma that is controlled through medication, feeding tubes, and other conditions controlled through medication.

CLASS (CLASSROOM ASSESSMENT SCORING SYSTEM)

As a grantee serving preschool age children in the center-based option, all the Spokane Head Start preschool classrooms were observed in the fall of 2015 and spring of 2016 using the Classroom Assessment Scoring System (CLASS). The observations were completed by the program Education Component Specialists and contracted Education Specialists from outside the organization. The classroom observation instrument looks at the teacher/child interaction, as well as interactions between children.

- **Emotional Support** assesses the degree to which teachers establish and promote a positive climate in their classroom through their everyday interactions.
- **Classroom Organization** assesses classroom routines and procedures related to the organization and management of children's behavior, time, and attention in the classroom.
- **Instructional Support** assesses the ways in which teachers implement the curriculum to effectively promote cognitive and language development

The median scores from the spring observations are as follows:

- Emotional Support – 6.23
- Classroom Organization – 5.77
- Instructional Support – 4.08.

At the national level, in 2015, 227 Head Start grantees received CLASS® reviews. The table below reflects the results of the reviews with the fourth column reflecting the result from the program's spring observations.

OHS CLASS Descriptive Statistics, 2015
National Distribution of Grantee-Level Domain Scores

Domain	Lowest 10%	Median 50%	Highest 10%	Spokane Scores*
Emotional Support	5.66	6.04	6.37	6.23
Classroom Organization	5.27	5.82	6.28	5.77
Instructional Support	2.23	2.78	3.69	4.08

*Spokane Head Start federal review data added for comparison.

KINDERGARTEN READINESS

Spokane Head Start staff facilitates transition from preschool to kindergarten for children and families. Staff encourages families to participate in site and classroom transition activities such as, field trips in neighborhood elementary schools, transition nights, and mock kindergartens in the classrooms. Staff provide a variety of parent training opportunities including inviting past parents to attend parent committee meetings to share their experiences, and brochures on kindergarten skills and how to prepare children for kindergarten. Kindergarten registration information is provided at Policy Council and at sites in March when local elementary schools begin the registration process.

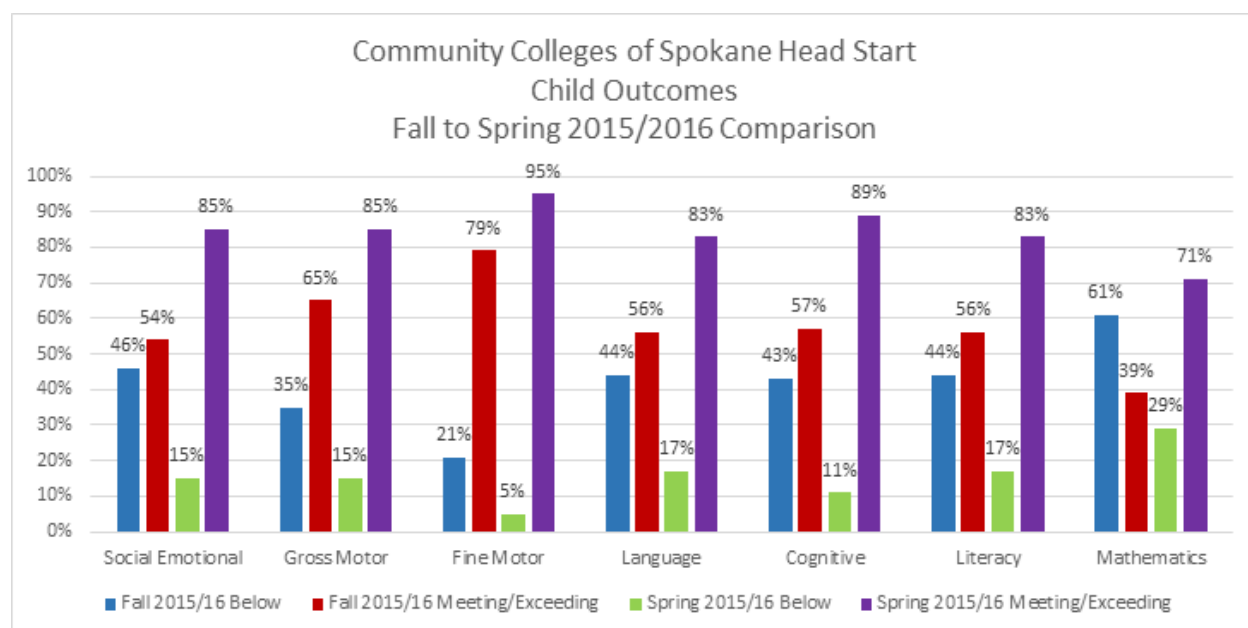
Meetings with Head Start and School District staff are conducted for children with Individual Education Plans or as needed for the success of the individual child. Staff completes the Kindergarten Transition Checklist, including transition information from parents, for all kindergarten-bound children during the final parent/teacher conference of the program year. With parent permission, these forms are forwarded to the child's Spokane public school.

Kindergarten Readiness Numbers for Head Start

In order to assess kindergarten readiness, assessment results for children ages 4-5 were reviewed for six areas:

- Social-emotional
- Language
- Cognitive
- Literacy
- Physical development (which includes gross and fine motor)
- Mathematics

Results indicate, overall, children leave Head Start ready for kindergarten. A comparison of fall Teaching Strategies Gold data to spring data shows marked improvement in all areas. Considerable growth is shown in all areas with a small percentage of children scoring in the “Below” expectation range. Included in this data are: children who enrolled later in the school; children with special needs who represent almost 18% of our total preschool enrollment; and younger preschoolers who will stay with us and not move on to kindergarten.



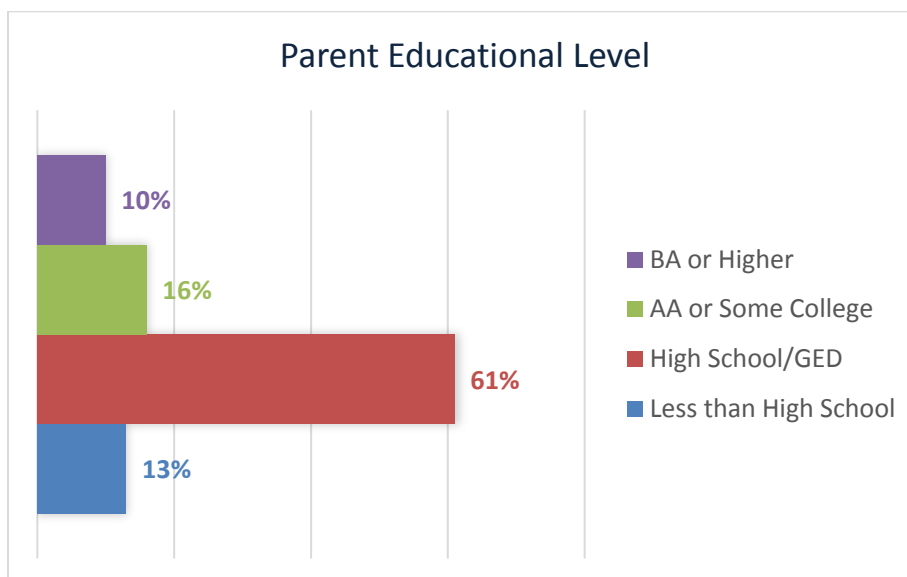
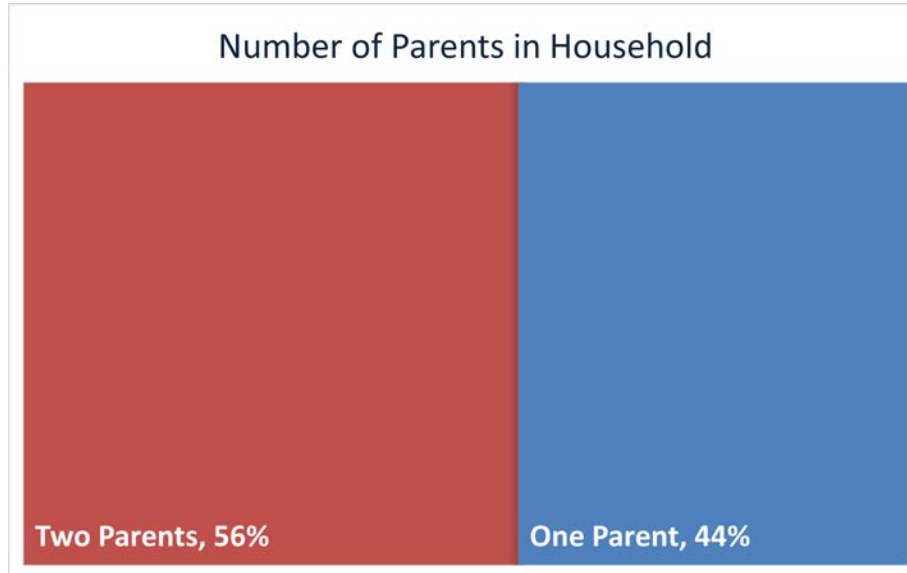
FAMILY SERVICES

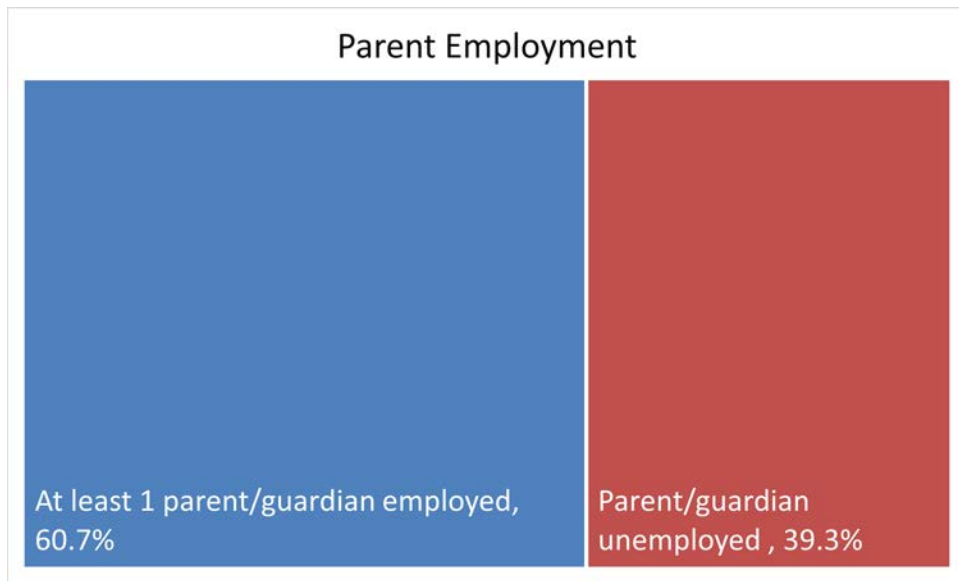
Parent and Family Engagement

The program recognizes the importance of parents as their child’s first teacher and encourages parents to take an active role in their child’s education. From the first meeting with parents to developing a plan for transitioning to kindergarten, parents are given numerous opportunities to be involved with their child’s experience at Head Start/Early Head Start. The following are some ways in which parents can become involved.

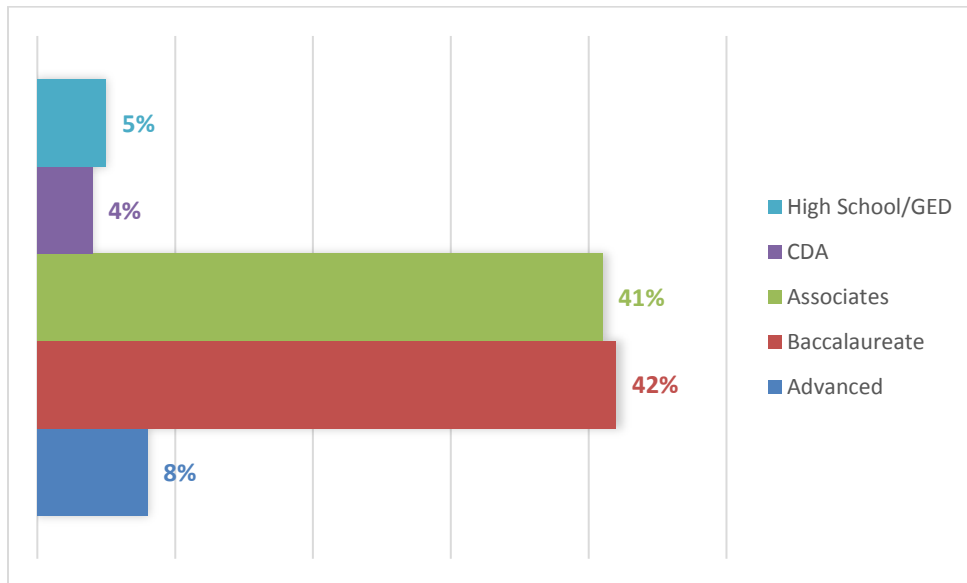
Activity	Details
Opportunity to develop partnership agreements and family goals	Offered to all enrolled families.
Parent Committee meetings	Sites offer parent meetings based on site parent preference.
Policy Council and Program Committee meetings	Parent representatives are elected from each site and participate and share in the decision making process for the program. Parents participate on program committees such as ERSEA, self-assessment, and search committees.
Self-Assessment	Parents participate in-program self-assessment activities, including completing site health and safety checklists and parent satisfaction surveys.
Volunteer Opportunities	Parents are invited and trained to be volunteers for all areas of program services.
Male Involvement	Sites offer Male Involvement activities, including site Men and Children (MAC) nights.
In Home Activities	Each week parents participate in supporting their child's education goals through home activities.
Parent Trainings	<p>Parents are offered training opportunities based on parent request and federal performance standards topics, such as:</p> <ul style="list-style-type: none"> • Pedestrian Safety • Emergency Preparedness/Fire Safety • Nutrition – food prep, meal planning • Mental Health: child and family • Parenting skills • Child development • Child Abuse/Neglect • Leadership • Advocacy
Home Visits/Conferences	Staff conducts two educational home visits and two parent/teacher conferences each program year to discuss child's developmental progress, set new learning goals, and prepare for school readiness. Early Head Start Home Visitors offer weekly educational home visits.
Family Activity Nights	Sites offer family activities throughout the year. Examples: Math, literacy, cooking, and culture.

About Our Families





EDUCATION STAFF QUALIFICATIONS



FISCAL

Public Head Start/Early Head Start Annual Fiscal Report

Funding FY 2016:

Federal DHHS: Head Start/Early Head Start	\$8,666,113
Local Student Government	161,636
Local Child Care/Other	788,930
	\$ 9,616,679

Budget Expenditures FY 2016:

Personnel	\$5,449,584
Fringe Benefits	2,666,051
Travel	19,438
Equipment	15,383
Supplies/Materials: Includes non-consumables	219,571
Other	529,459
Indirect Costs	717,193
	\$9,616,679

Funding FY 2017:

Federal DHHS: Head Start/Early Head Start	\$8,879,103
Local Student Government	161,470
Local Child Care/Other	764,449
	\$9,805,022

Proposed Budget FY 2017:

Personnel	\$5,762,101
Fringe Benefits	2,555,180
Travel	16,918
Supplies/Materials: Includes non-consumables	161,066
Other	599,428
Indirect Costs	710,329
	\$9,805,022

NOTE: Excludes Head Start/Early Head Start Duration funding.

Public Early Head Start Child Care Expansion Annual Fiscal Report

Funding FY 2015-2016 (18 months):

Federal DHHS: Early Head Start Child Care Expansion	\$1,754,086
Local Student Government	23,418
Local Child Care/Other	284,542
	<u>\$2,062,046</u>

Budget Expenditures FY 2015-2016 (18 months):

Personnel	\$1,069,792
Fringe Benefits	505,222
Travel	11,040
Supplies/Materials: Includes non-consumables	169,872
Other	153,616
Indirect Costs	152,504
	<u>\$2,062,046</u>

NOTE: Includes Start-up funds of \$106,216.

Funding FY 2017 (12 months):

Federal DHHS: Early Head Start Child Care Expansion	\$1,334,706
Local Student Government	19,530
Local Child Care/Other	301,583
	<u>\$1,655,819</u>

Proposed Budget FY 2017 (12 months):

Personnel	\$986,964
Fringe Benefits	413,254
Travel	5,538
Equipment	5,156
Supplies/Materials: Includes non-consumables	31,347
Other	106,784
Indirect Costs	106,776
	<u>\$1,655,819</u>

NOTE: Excludes Carryover funds of \$360,855

Financial Audit

The financial audit for Spokane Head Start/Early Head Start is included as a part of the State of Washington Single Audit conducted by the Washington State Auditor's Office annually. The Financial Statements Audit Report for the Community Colleges of Spokane for the period of July 1, 2014 through June 30, 2015 was published March 30, 2017. The full report is available upon request.

Community Colleges of Spokane does not discriminate on the basis of race, color, national origin, sex, disability, sexual orientation or age in its programs, activities or employment. For TTY service, call 279-6092.